

FILTER FANS
 "FF" series

virdis

FF15PD24UN

standard with fan

> CONTACT US



FF series exhaust filter and filter fans represents a side-mounted cooling solution with filtered ambient air to maintain optimum ventilation inside the electrical cabinets. Screwless connection, fast tool-free mounting system with clip and maintenance friendliness are the main benefits. Available in a wide range of configurations for both indoor and outdoor use.

VENTILATION SYSTEMS

Technical data		
APPROVALS		
Approvals	CE; UR; cULus; cCSAus	
PERFORMANCE		
Max Airflow	138	m ³ /h
	81	CFM
Airflow with Exhaust Filter	105	m ³ /h
	62	CFM
Max Static Pressure	62	Pa
	0.25	in H2O
ELECTRICAL DATA		
Rated Voltage	24	V d.c.
Rated Current	0.32	A
Rated Power	7.6	W
Operating Voltage	10-26.7	V d.c.
Motor Protection	Electronically Protected	
MECHANICAL DATA		
Mounting Wall Thickness	1.3-3.7	mm
	0.05-0.15	in
GENERIC DATA		
Spare Parts Filter Media	M15FPF-EU3	
Casing Material	PC/ABS UL94 V-0	
RAL Number	7035	

Image is for illustrative purpose only. All specifications, data and drawing are subject to change without notice. Please refer to our terms of sales including our warranty and limited liabilities clauses.

FF15PD24UN

standard with fan

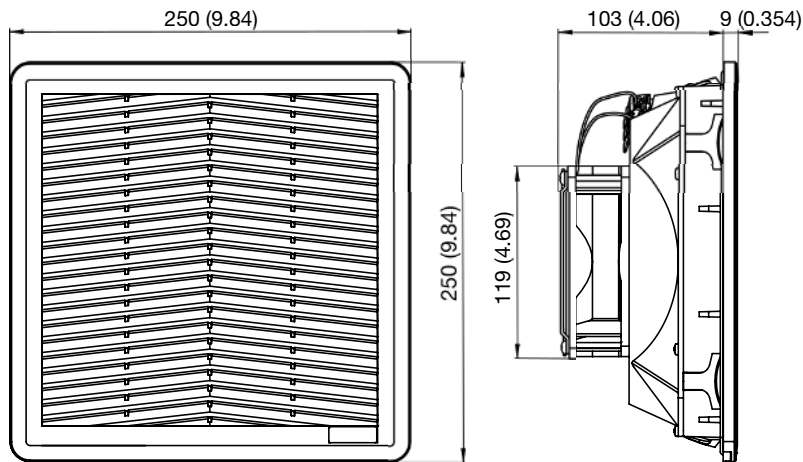
Technical data		
Airflow Direction	Direct	
Electrical Connection	Screwless Terminal Block	
Life Expectancy	100000	h at 25 °C
	100000	h at 77 °F
Wires Section	20-14	AWG
Wires Section	0.75-2.5	mm ²
Fan Noise	42.5	dB(A)
Filter Class	ISO coarse 55%	ISO 16890
Filter Class	G3	EN 779
Filter Material	thermo-linked progressive structure synthetic fibre	
ENVIRONMENTAL AND THERMAL DATA		
IP Protection Degree	IP54	
Operating Temperature	-10÷55	°C
	14÷131	°F
Storage Temperature	-40÷70	°C
	-40÷158	°F
UL DATA		
UL File Number Recognized Component	E237844	
UL File Number Listed	E500932	
UL Environmental Type Rating	Type 12	
UL Ambient Temperature	55	°C
	131	°F

Image is for illustrative purpose only. All specifications, data and drawing are subject to change without notice. Please refer to our terms of sales including our warranty and limited liabilities clauses.

FF15PD24UN

standard with fan

Technical drawing mm (in)



Mounting cut-out mm (in)

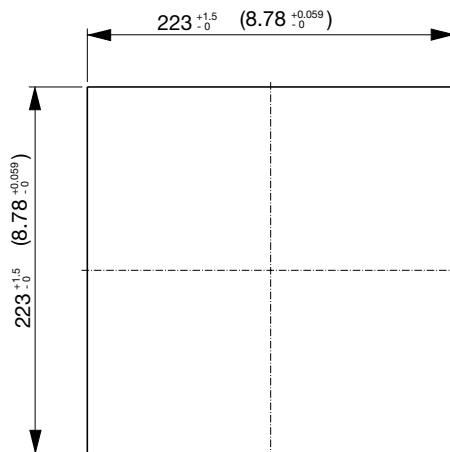


Image is for illustrative purpose only. All specifications, data and drawing are subject to change without notice. Please refer to our terms of sales including our warranty and limited liabilities clauses.

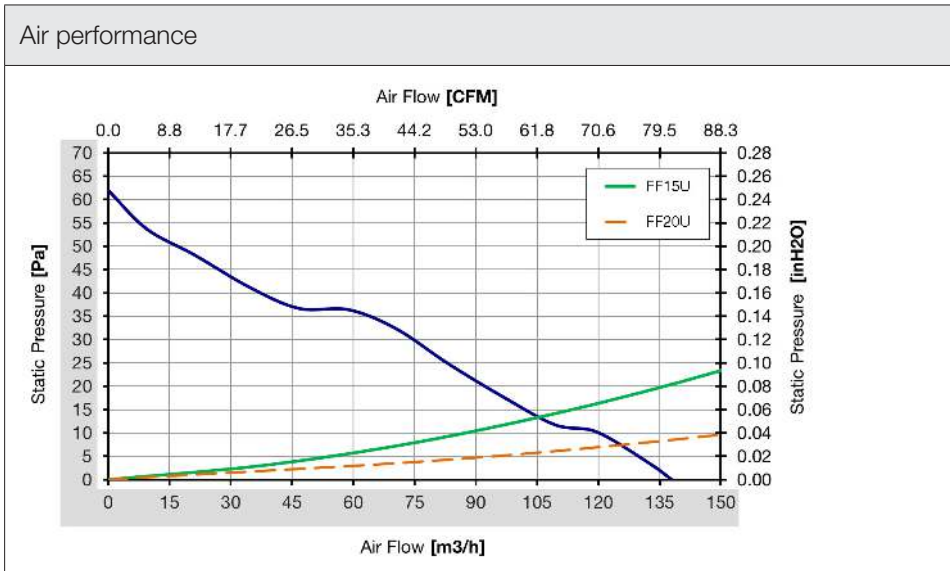


Image is for illustrative purpose only. All specifications, data and drawing are subject to change without notice. Please refer to our terms of sales including our warranty and limited liabilities clauses.