




EC4SBW SERIES 20 WATT 4:1 INPUT DC-DC CONVERTERS



FEATURES

- * 20W Isolated Output
- * 1"x1"x0.4" Shielded Metal Case
- * Very High Efficiency Up to 90.5%
- * Low No Load Power Consumption
- * 4:1 Input Range
- * Regulated Outputs
- * Fixed Switching Frequency
- * Input Under Voltage Protection
- * Over Current Protection
- * Remote On/Off
- * Continuous Short Circuit Protection
- * Without Tantalum Capacitors Inside
- * Safety Meets IEC/EN/UL 62368-1



MODEL NUMBER	INPUT VOLTAGE	OUTPUT VOLTAGE	OUTPUT CURRENT		INPUT CURRENT		% Eff.		CAPACITIVE LOAD MAX.
			MIN.	MAX.	NO LOAD	FULL LOAD	(2)	(3)	
EC4SBW-24S33	9-36 VDC	3.3 VDC	0 mA	4500 mA	10 mA	699 mA	88	88.5	5000uF
EC4SBW-24S05	9-36 VDC	5 VDC	0 mA	4000 mA	10 mA	920 mA	90	90.5	4000uF
EC4SBW-24S12	9-36 VDC	12 VDC	0 mA	1670 mA	10 mA	938 mA	89	89	1650uF
EC4SBW-24S15	9-36 VDC	15 VDC	0 mA	1330 mA	10 mA	933 mA	89	89	1300uF
EC4SBW-24D12	9-36 VDC	±12 VDC	0 mA	±830 mA	10 mA	938 mA	88.5	88.5	800uF
EC4SBW-24D15	9-36 VDC	±15 VDC	0 mA	±660 mA	10 mA	926 mA	89	89	650uF
EC4SBW-48S33	18-75 VDC	3.3 VDC	0 mA	4500 mA	8 mA	349 mA	89	88.5	5000uF
EC4SBW-48S05	18-75 VDC	5 VDC	0 mA	4000 mA	8 mA	460 mA	90.5	90.5	4000uF
EC4SBW-48S12	18-75 VDC	12 VDC	0 mA	1670 mA	8 mA	466 mA	89.5	89.5	1650uF
EC4SBW-48S15	18-75 VDC	15 VDC	0 mA	1330 mA	8 mA	467 mA	89	89	1300uF
EC4SBW-48D12	18-75 VDC	±12 VDC	0 mA	±830 mA	8 mA	469 mA	89.5	88.5	800uF
EC4SBW-48D15	18-75 VDC	±15 VDC	0 mA	±660 mA	8 mA	466 mA	89.5	88.5	650uF

NOTE:

1. Nominal Input Voltage 24 or 48 VDC
2. Measure at 12VDC for 24 Vin, 24VDC for 48 Vin
3. Measure at Nominal Input Voltage

SPECIFICATIONS

All Specifications Typical At Nominal Line, Full Load, and 25°C Unless Otherwise Noted

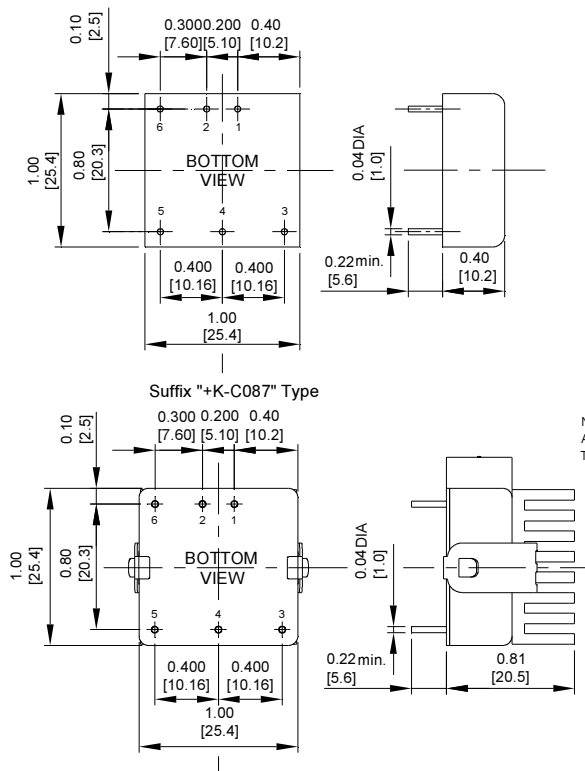
INPUT SPECIFICATIONS:

Input Voltage Range	24V	9 – 36V
	48V	18 – 75V
Input Surge Voltage (100ms max.)	24V	50Vdc max.
	48V	100Vdc max.
Under Voltage Lockout	24Vin Power up	8.8V typ.
	24Vin Power down	8.0V typ.
	48Vin Power up	17V typ.
	48Vin Power down	16V typ.
Input Filter	Pi Type	
Positive Logic Remote On/Off Control (note4):		
Logic Compatibility	CMOS or Open Collector TTL, ref. to -Vin	
Module On	>+3.5 to 75VDC or Open Circuit	
Module Off	0 to <1.2VDC	

OUTPUT SPECIFICATIONS:

Voltage Accuracy	±1.5% max.	
Voltage Balance (Dual)	±1.5% max.	
Transient Response: 75% - 100% Step Load Change.		
Error Band	±5% Vout Nominal, Recovery Time < 250µs	
Ripple & Noise, 20MHz BW(note3)		
Vo=3.3 & 5V	75mVpk-pk max.	
Vo=12 & 15V	100mVpk-pk max.	
Temperature Coefficient	±0.03%/°C max.	
Short Circuit Protection	Continuous	
Line Regulation (note1)	Single	±0.2% max.
	Dual	±0.5% max.
Load Regulation (note2)	Single	±0.2% max.
	Dual	±1.0% max.
Cross Regulation (Dual Output) Load Cross Variation 10%/100%	±5% max.	
Over Voltage Protection	Zener or TVS Clamp	
External Trim Adj. Range (Single Output Models Only)	±10%	
Current Limit	24S33/24S05	110% - 200% Nominal Output
	Others	110% - 170% Nominal Output
Start up Time	20ms max.	

SIZE SB Dimensions:



PIN CONNECTION		
Pin	Single	Dual
1	+Input	+Input
2	-Input	-Input
3	+V Output	+V Output
4	Trim	Common
5	-V Output	-V Output
6	Remote	Remote

GENERAL SPECIFICATIONS:

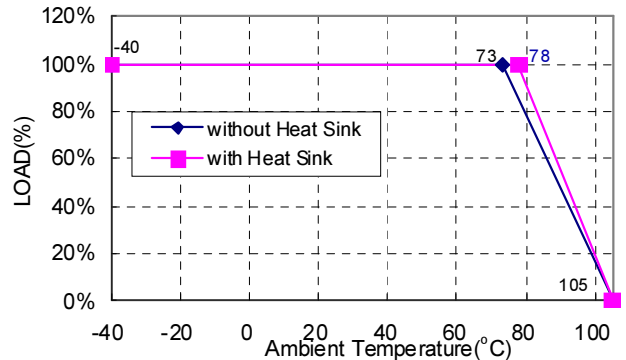
Efficiency	See Table
Isolation Voltage	1500 VDC min.
Isolation Resistance	10 ⁹ Ohms min.
Isolation Capacitance	1500pF typ.
Switching Frequency	Vo=3.3V/5V 270KHz typ.
	Others 330KHz typ.
Operating Ambient Temperature Range	-40°C to +85°C
Derating, Above 65°C (note7)	Linearly to Zero Power at +105°C
Case Temperature (note5)	105°C
Cooling	Natural Convection
Storage Temperature Range	-55°C to +125°C
Humidity	95% RH max. Non Condensing
MTBF MIL- HDBK -217F. GB. 25°C. Full Load	Others: 1290Khrs tv.
	Vo: 3.3V/5V: 925Khrs typ.

Dimensions	1.00x1.00x0.40 inches (25.4x25.4x10.2 mm)
Case Material	Black Coated Copper with Non-Conductive Base
Weight	18g

NOTE:

1. Measured from high line to low line.
2. Measured from full load to min. load.
3. The output ripple and noise is measured with 10uF tantalum and 1uF ceramic capacitor across output.
4. Suffix "N" to the model number with negative logic remote on/off
 Module on 0 to <1.2VDC
 Module off >3.5VDC to 75VDC or open circuit
5. Maximum case temperature under any operating condition should not be exceeded 105°C.
6. Suffix "+K-C087" type with heat sink.
7. Others Model refer to application note.

EC4SBW-24S05 Derating curve for Natural Convection



EXTERNAL OUTPUT TRIM

